





































Description/Item #:
 Retailer Name:
 Client Name:
 Qty:
 Size:

Paper Thickness (gsm):
 Stock:
 Ink Color(s):
 Corner Round: yes or none
 Backer: yes/flush or yes/reveal or none

- Open this pdf in Illustrator
- Fill out all details in the top header
- Place your design in the template
- Add a bounding box to show card edges
- Convert ALL text to outlines
- Use PANTONE for all ink colors

Standard Ink Colors

 200u	 427u, 30%	 115u	 7499u	 7486u, 30%	 263u	 7454u, 30%
 207u	 428u	 021u	 465u, 30%	 7486u	 2573u	 277u
 699u	 425u	 158u	 465u	 347u	 7680u	 300u
 699u, 30%	 black	 876u	 7529u	 357u	 249u	 7454u
 rh red		 871u	 4635u	 371u		 281u
			 476u	 397u		 7464u