






































Description/Item #:
Retailer Name:
Client Name:

Qty:
Size: 500E, 5.51" x 3.54"
Crane Stock: White, Soft White, Pale Pink, Pale Blue, Stone Grey, Buttercream
Ink Color(s):

Liner:
Notes:



Standard Ink Colors

 200u	 427u, 30%	 115u	 7499u	 7486u, 30%	 263u	 7454u, 30%
 207u	 428u	 021u	 465u, 30%	 7486u	 2573u	 277u
 699u	 425u	 158u	 465u	 347u	 7680u	 300u
 699u, 30%	 black	 876u	 7529u	 357u	 249u	 7454u
 rh red		 871u	 4635u	 371u		 281u
			 476u	 397u		 7464u

- Open this pdf in Illustrator
- Fill out all details in the top header
- Place your design in the template
- Convert ALL text to outlines
- Use PANTONE for all ink colors